



Robert O Young DSc, PhD  20 hours ago 8 min read ⋮

Air Pollution Poisoning at Ground Zero - Wuhan, China

Updated: 9 hours ago



WuHan, China - One of Many Epicenters of the Pandemic [1-81]

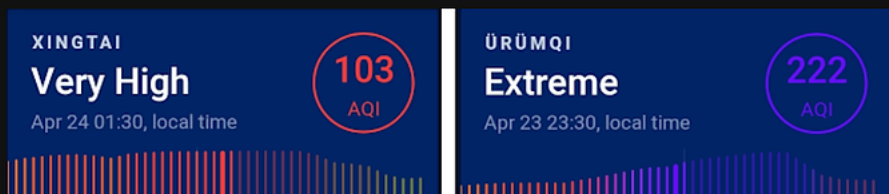
Air Pollution - A Primary Causation for the Symptoms of SARS - CORONAVIRUS 2 and 19 NOT an Infection from an Invisible Phantom Virus

Many studies find that air pollution is the primary co-factor with the coronavirus. They stay politically safe by avoiding the short-term environmental trigger (short-term air pollution). They use the terms: "virus", "co-factor", and "long-term air pollution".[1 - 13]

Beijing epicenter, BEFORE COVID-19
as portrayed by Yale Env 360 (2018), Photo: Frayer/Getty



Other China cities






Epicenter	Deaths/100k	dData	Environment
Wuhan, China	635.6	04/28/20	Estimated* Coal is 80% of energy resources; NY Times- "Fracking boom".
NYC	156.4	04/28/20	Air and earth pollution. Fracking fuel, downwind from CT and NY power pla
Nassau Cty, NY	126.8	04/28/20	Air and earth pollution. Fracking fuel, downwind from CT and NY power pla
New Orleans	87.5	04/28/20	Major petrochemical region, US Gulf
Suffolk Cty, NY	81.4	04/30/20	Air and earth pollution. Fracking fuel, downwind from CT and NY power pla
NJ State	68.0	04/28/20	Major petrochemical region, US NE
Jefferson Parish	66.6	04/30/20	Major petrochemical region, US Gulf
Belgium	64.0	04/28/20	COVID deaths are skewed up. Imports mostly non-fracked petrochemicals
CT	63.3	04/30/20	Outskirt of major petrochemical region, US NE
Spain	50.7	04/28/20	Imports oil from frackers, Qatar, Mexico, Algeria, Nigeria, and non-frackers
Italy	45.3	04/28/20	Imports fracking petrol fuel from US; Has been called "Worst in Europe"
MA State	43.6	04/28/20	Adjacent to NY and CT: No fracking in MA
France	35.3	04/28/20	Fracking banned; imports oil from SA, Norway, UK, Iraq, Iran, Russia
MI State	34.1	04/28/20	Fracking fuel, Detroit industry
UK	32.5	04/28/20	Oil resources; fracking banned in 11/2019; Imports from Norway and US
Netherlands	26.4	04/28/20	Imports non-fracked oil from Russia; fracks domestic gas
Sweden	23.3	04/28/20	Imports most oil from Russia, non-fracked
US	18.3	04/28/20	COVID deaths only in petrochemical areas
PA State	12.5	04/28/20	Much fracking but not many upwind refineries and power plants
Turkey	10.2	04/30/20	High air pollution: Est. 15% fracking
Los Angeles	9.8	04/28/20	Oil resources, 20% fracked, little earth pollution.
Canada	9.0	04/30/20	Oil resources, 58% fracked, 3 people/sq mile density, low air pollution
Phoenix, AZ	8.7	04/30/20	Imports most petrochemicals from S. California; little fracking or earth pollu
Germany	7.6	04/28/20	Imports non-fracked oil from Russia
Iran	7.2	04/28/20	Oil resources, no fracking
Sao Paulo, Brazil	4.6	04/28/20	Oil resources, no fracking
AZ	4.5	04/30/20	Imports most petrochemicals from S. Calif., little fracking or earth pollution
Norway	3.9	04/30/20	Oil resources, no fracking, Green Economy
Brazil	2.4	04/28/20	Oil resources, no fracking
Bulgaria	1.0	04/30/20	Oil resources. Banned fracking ini 2012
S. Korea	0.5	04/30/20	80% of oil use is non-fracked; imports 70% of oil non-fracked, from SA, Ira
Russia	0.5	04/25/20	Oil resources, no fracking
Japan	0.3	04/28/20	Imports most from SA (non-fracked). Prevailing wind across narrow Japan.
S. Africa	0.2	05/01/20	Imports non-fracked oil from SA, Nigeria, and Angola

*Assuming air pollution is cause and China is concealing deaths. China air pollution is up to 10x NYC pollution. Steve Mosher (Fox News interview) says China's COVID deaths are 50,000 in 4/7/2020 (interview date). Extrapolation to 4/2 He studied crematorium activity and ash urns presented to relatives.

All sides agree that long-term air pollution poisoning that leads to hypoxia and pathological blood coagulation is a constant background stressor, a major contributor to the epicenters. We need to set aside and dismantle the virus paradigm and adopt the terrain or environmental causation theory when can then be studied deeper.

terrain est tout." (The microbe is nothing, the terrain is everything) — The last words of Louis Pasteur (Father of the "Germ Theory" of disease)

Germ Theory




GERM THEORY

VACCINATE THE FISH

or

Terrain Theory



TERRAIN THEORY

CLEAN THE TANK

"Treat the patient, not the infection."

A recent Harvard study finds that vulnerables to the symptoms of the so-called "virus" are generated by long-term chemical poisoning from air pollution. *A small increase in long-term exposure to PM2.5 leads to a large increase in the so-called symptoms and death rate of claimed to be caused by COVID-19 ... 1 µg/m3 in PM2.5 is associated with an 8% increase in the fake COVID-19 death rate.* [14]



Dyspnea (shortness of breath)	Dyspnea (shortness of breath)
Hypoxia (low oxygen levels)	Hypoxia (low oxygen levels)
Fever/Chills	Fever/Chills (with NO2 and CO, common air pollutants)
Muscle pain	Muscle bioeffects
Sore throat	Throat irritation
Loss of smell	Changes in taste and smell
Chest pain, palpitations	Rapid pulse
Confusion	Neurological effects, dizziness
Bluish lips	Bluish lips
Fatigue	Weakness
Headache	Headache
Vomiting	Nausea, vomiting
Loss of appetite	Loss of appetite
Diarrhea	Diarrhea
Numbness	Numbness

Hydrogen Cyanide Poisoning Symptoms From Fracking are Identical to the So-Called COVID - 19 Virus [82-91]

A study from Tel Aviv University, describes the long-term NO2 air pollution component as a "most important contributor" to the COVID-19 pandemic.

[NO2 (Nitrogen dioxide)] is one of the most obvious contributors to fatality caused by the COVID-19 virus in these regions and maybe across the whole world. [15]

The distinguished medical scientist, Sucharit Bhakdi, states that virus causation is dubious, the common denominator is "horrid air pollution"[16] and the medical response to the pandemic is "grotesque, absurd and very dangerous." [92,93]



Dr. Deborah Birx, while representing the Federal Administration, inadvertently stated that deaths and disease are diagnosed as COVID-19 largely by mere association with a positive test result. That is knowing the the RTPCR testing is NOT disease specific and only tests antibodies which could be elevated for multiple reasons.





CONCLUSION

*Thus, the advertised plandemic is, to an unknown degree, a **fraudemic of testing**. Yet, from the standpoint of the radiation and chemical pollution thesis, **there is a real radiation and chemical pollution pandemic**, of which the test(s) would be measuring residual biological, radioactive and chemical exposure and responses (**falsely interpreted as COVID-19 antibodies**)!*

*In other words. real scientific evidence that can be quantified and then analyzed and does **NOT** require **YOU** to exercise your faith to believe a religion called virology - a fake science that only exists as a concept on a piece of paper![94]*



References

Coronavirus Plandemic

[1] Cadotte, Marc. "Early Evidence That COVID-19 Government Policies Reduce Urban Air Pollution," March 30, 2020. <https://doi.org/10.31223/osf.io/nhgj3>.

[2] Conticini, Edoardo, Bruno Frediani, and Dario Caro. "Can Atmospheric Pollution Be Considered a Co-Factor in Extremely High Level of SARS-CoV-2 Lethality in Northern Italy?" Environmental Pollution, April 4, 2020, 114465. <https://doi.org/10.1016/j.envpol.2020.114465>.

[3] "Evaluation of the Potential Relationship between Particulate Matter (PM) Pollution and COVID-19 Infection Spread in Italy." Accessed May 3, 2020. <https://www.guapo-air.org/sites/default/files/2020-03/Evaluation%20of%20the%20potential%20relationship%20between%20Particulate%20Matter%20%28PM%29%20pollution%20and%20COVID-19%20infection%20spread%20in%20Italy.pdf>.

[4] "Exposure to Air Pollution and COVID-19 Mortality in the United States: A Nationwide Cross-Sectional Study | MedRxiv." Accessed May 3, 2020. <https://www.medrxiv.org/content/10.1101/2020.04.05.20054502v2>.

[5] Ficetola, Gentile Francesco, and Diego Rubolini. "Climate Affects Global Patterns of COVID-19 Early Outbreak Dynamics." MedRxiv, April 20, 2020, 2020.03.23.20040501. <https://doi.org/10.1101/2020.03.23.20040501>.

[6] Ma, Yueling, Yadong Zhao, Jiangtao Liu, Xiaotao He, Bo Wang, Shihua Fu, Jun Yan, Jingping Niu, Ji Zhou, and Bin Luo. "Effects of Temperature Variation and Humidity on the Death of COVID-19 in Wuhan, China." Science of The Total Environment 724 (July 1, 2020): 138226. <https://doi.org/10.1016/j.scitotenv.2020.138226>.

[7] Martelletti, Luigi, and Paolo Martelletti. "Air Pollution and the Novel Covid-19 Disease: A Putative Disease Risk Factor." Sn Comprehensive Clinical Medicine, April 15, 2020, 1–5. <https://doi.org/10.1007/s42399-020-00274-4>.

[8] Natale, Giuseppe De, Valerio Ricciardi, Gabriele De Luca, Dario De Natale, Giovanni Di Meglio, Antonio Ferragamo, Vito Marchitelli, et al. "The Covid-19 Infection in Italy: A Statistical Study of an Abnormally Severe Disease," April 6, 2020. <https://doi.org/10.20944/preprints202004.0049.v1>.



SARS-CoV-2 in Regions with Lower Air Quality.” Preprint. *Epidemiology*, April 7, 2020.
<https://doi.org/10.1101/2020.04.04.20053595>.

[11] Sasidharan, Manu, Ajit Singh, Mehran Eskandari Torbaghan, and Ajith Kumar Parlikad. “A Vulnerability-Based Approach to Human-Mobility Reduction for Countering COVID-19 Transmission in London While Considering Local Air Quality.” *MedRxiv*, April 17, 2020, 2020.04.13.20060798.
<https://doi.org/10.1101/2020.04.13.20060798>.

[12] Travaglio, Marco, Yizhou Yu, Rebeka Popovic, Nuno Santos Leal, and L. Miguel Martins. “Links between Air Pollution and COVID-19 in England.” *MedRxiv*, April 28, 2020, 2020.04.16.20067405.
<https://doi.org/10.1101/2020.04.16.20067405>.

[13] Wang, Pengfei, Kaiyu Chen, Shengqiang Zhu, Peng Wang, and Hongliang Zhang. “Severe Air Pollution Events Not Avoided by Reduced Anthropogenic Activities during COVID-19 Outbreak.” *Resources, Conservation and Recycling* 158 (July 1, 2020): 104814.
<https://doi.org/10.1016/j.resconrec.2020.104814>.

[14] <https://projects.iq.harvard.edu/covid-pm>

[15] <https://www.sciencedirect.com/science/article/pii/S0048969720321215>

[16] <https://hitchensblog.mailonsunday.co.uk/2020/03/an-expert-says-the-current-response-to-the-coronavirus-is-grotesque-absurd-and-very-dangerous.html>

Epicenters

Milan (Italy) vies with Spain for most deaths, outside of China, and is accused of under-reporting. Milan has been called, "Europe's most polluted city." Milan imports much of its petroleum products, fracked, from the US. Long before the COVID-19 pandemic, traffic in Milan and Rome has been banned and people told to stay indoors because of intense air pollution.

Milan pollution, as portrayed by BBC (2020), Photo: Reuters



A common Plume report for Milan is "High" and "Very High".

[17] “15 Cities with the Most New COVID-19 Cases, Deaths.” Accessed May 1, 2020.
<https://www.beckershospitalreview.com/rankings-and-ratings/15-cities-with-the-most-new-covid-19-cases-deaths.html>.

[18] A Tale of Two Countries: Sweden, Germany Take Different COVID-19 Approaches. Accessed May 1, 2020. <https://www.youtube.com/watch?v=YyqRsOPo4Ik&feature=youtu.be>.

[19] CalMatters. “Activists Want California to Ban Fracking. What Does Gov. Newsom Want?,” April 11, 2019. <https://calmatters.org/environment/2019/04/activists-want-california-fracking-ban-newsom>.

[20] Agency, Anadolu. “Hydraulic Fracking Sees Turkey Enter New Energy Era.” *Daily Sabah*, October 9, 2019. <https://www.dailysabah.com/energy/2019/10/09/hydraulic-fracking-sees-turkey-enter-new-energy-era>.

[21] Andrew Salmon. “Seoul to Send Destroyer to Strait of Hormuz.” *Asia Times*, January 21, 2020.
<https://asiatimes.com/2020/01/sth-korea-to-send-destroyer-to-straits-of-hormuz>.

[22] “Az_motor_fuel_and_supply_distribution.Pdf.” Accessed May 1, 2020.
https://www.pinalcountyaz.gov/AirQuality/Documents/Travel%20Reduction/az_motor_fuel_and_supply_distribution.pdf.



[25] Reason.com. "Belgium's Coronavirus Death Rate Surpasses Italy's," April 13, 2020. <https://reason.com/2020/04/13/belgiums-coronavirus-death-rate-surpasses-italys>.

[26] Life in Norway. "Black Gold: Norway's Oil Story," October 2, 2019. <https://www.lifeinnorway.net/norway-oil-history>.

[27] "Brazil Aiming to Double Its Oil Production." Accessed May 1, 2020. https://www.rigzone.com/news/brazil_aiming_to_double_its_oil_production-29-nov-2019-160430-article.

[28] "Canada Coronavirus: 55,061 Cases and 3,391 Deaths - Worldometer." Accessed May 1, 2020. <https://www.worldometers.info/coronavirus/country/canada>.

[29] Canada, Natural Resources. "Oil-Supply-Demand." Natural Resources Canada, February 11, 2016. <https://www.nrcan.gc.ca/our-natural-resources/energy-sources-distribution/clean-fossil-fuels/crude-oil/oil-supply-demand/18086>.

[30] Correspondent, Caroline Enos Globe, Updated February 12, 2020, and 3:20 p m Email to a Friend Share on Facebook Share on TwitterPrint this Article View Comments15. "Massachusetts Has 3rd Highest Number of Deaths from Out-of-State Air Pollution, Study Finds - The Boston Globe." BostonGlobe.com. Accessed May 2, 2020. <https://www.bostonglobe.com/2020/02/12/metro/massachusetts-has-3rd-highest-number-deaths-out-of-state-air-pollution-study-finds>.

[31] Ballotpedia. "Fracking in Michigan." Accessed May 2, 2020. https://ballotpedia.org/Fracking_in_Michigan.

[32] "French State Blamed in Key Air Pollution Case." BBC News, June 25, 2019, sec. Europe. <https://www.bbc.com/news/world-europe-48762911>.

[33] "Groningen Earthquake: Dutch Province Hit by Tremor Blamed on Decades of Gas Extraction | The Independent." Accessed May 1, 2020. <https://www.independent.co.uk/news/world/europe/groningen-earthquake-today-netherlands-gas-extraction-fracking-a8924846.html>.

[34] harvoa.org hypotheses and review of literature. "Harvoa.Org Hypotheses and Review of Literature: New York Measles 2019: Environment Omitted," April 10, 2019. <https://harvoa-med.blogspot.com/2019/04/measlesbrklyn.html>.

[35] Hladky, Gregory B. "Connecticut's Air Pollution Is among the Worst in the Eastern U.S., According to New Report." *courant.com*. Accessed May 1, 2020. <https://www.courant.com/news/connecticut/hc-news-bad-ct-air-quality-report-20190424-37tp7xx4b5c5f3il6yzybyya-story.html>.

[36] "Hydraulic Fracturing by Country." In Wikipedia, April 13, 2020. https://en.wikipedia.org/w/index.php?title=Hydraulic_fracturing_by_country&oldid=950790023.

"What Are Spain's Main Exports and Imports?" *iContainers*. <https://www.icontainers.com/us/2020/01/21/spains-main-exports-and-imports>.

[37] "Infected U.S. Shale Oil Is Being Turned Away by Asian Buyers." *Bloomberg.Com*, March 27, 2019. <https://www.bloomberg.com/news/articles/2019-03-27/infected-u-s-shale-oil-is-being-turned-away-by-asian-buyers>.

[38] "International - U.S. Energy Information Administration (EIA)." Accessed May 1, 2020. <https://www.eia.gov/international/analysis/country/ESP>.

[39] "Japan Meteorological Agency | Overview of Japan's Climate." Accessed May 1, 2020. https://www.data.jma.go.jp/gmd/cpd/longfcst/en/tourist_japan.html.

[40] Statista. "Japan: Oil Imports by Country." Accessed May 1, 2020. <https://www.statista.com/statistics/761568/japan-crude-oil-import-by-country>.

[41] nippon.com. "Japan Still Reliant on Middle Eastern Oil," June 25, 2019. <https://www.nippon.com/en/japan-data/h00482/japan-still-reliant-on-middle-eastern-oil.html>.

[42] Krauss, Clifford. "Flood of Oil Is Coming, Complicating Efforts to Fight Global Warming." *The New York Times*, November 3, 2019, sec. Business. <https://www.nytimes.com/2019/11/03/business/energy-environment/oil-supply.html>.



q=louisiana+fracking&oq=louisiana+fracking

[45] Moens, Barbara. "Why Is Belgium's Death Toll so High?" POLITICO. Accessed May 1, 2020. <https://www.politico.com/news/2020/04/19/why-is-belgiums-death-toll-so-high-195778>.

[46] Myers, Steven Lee. "China Experiences a Fracking Boom, and All the Problems That Go With It." The New York Times, March 8, 2019, sec. World. <https://www.nytimes.com/2019/03/08/world/asia/china-shale-gas-fracking.html>.

[47] Nomads, World. "Air Pollution in Italy: Health Hazards to Be Aware Of." Accessed May 1, 2020. <https://www.worldnomads.com/travel-safety/europe/italy/pollution-other-health-hazards-in-italy>.

[48] "Petroleum Industry in Iran." In Wikipedia, April 5, 2020. https://en.wikipedia.org/w/index.php?title=Petroleum_industry_in_Iran.

[49] "Phoenix Covid Deaths - Google Search." Accessed May 1, 2020.

[50] "Phoenix; Population - Google Search." Accessed May 1, 2020.

[51] "Population Density per Square Mile of Countries." Accessed May 1, 2020. <https://www.infoplease.com/world/population-statistics/population-density-square-mile-countries>.

[52] project, The World Air Quality Index. "Philadelphia Air Pollution: Real-Time Air Quality Index." aqicn.org. Accessed May 1, 2020. <https://aqicn.org/city/philadelphia/>.

[53] Rapoza, Kenneth. "Putin: 'We'll Never Frack.'" Forbes. Accessed May 1, 2020. <https://www.forbes.com/sites/kenrapoza/2019/11/20/putin-well-never-frack>.

[54] "Russia Exports Most of Its Crude Oil Production, Mainly to Europe - Today in Energy - U.S. Energy Information Administration (EIA)." Accessed May 1, 2020. <https://www.eia.gov/todayinenergy/detail.php?id=33732>.

[55] Seth, Shobhit. "Countries With the Highest Fracking Potential." Accessed May 1, 2020. <https://www.investopedia.com/articles/investing/091614/countries-highest-fracking-potential.asp>.

[56] "S.Korean Refiners Reject U.S. Oil Cargoes, but Will Keep Trade Going." Reuters, March 29, 2019. <https://www.reuters.com/article/southkorea-crude-usa-idUSL3N21F27V>.

[57] "South Korea Imports No Oil from Iran in June; First-Half Imports Fall 37%." Reuters, July 15, 2019. <https://www.reuters.com/article/us-southkorea-oil-iran-idUSKCN1UA01Z>.

[58] "South Korea Naval Unit to Expand Operations to Strait of Hormuz | Voice of America - English." Accessed May 1, 2020. <https://www.voanews.com/east-asia-pacific/south-korea-naval-unit-expand-operations-strait-hormuz>.

[59] "Sweden Strikes Own Oil, Yet Prefers to Import Russian Fuel." Accessed May 1, 2020. <https://sputniknews.com/business/201703071051330296-sweden-oil-russia>.

[60] OZY. "The Dirty Secret Behind Norway's 'Green' Economy," May 9, 2018. <https://www.ozy.com/around-the-world/the-dirty-secret-behind-norways-green-economy/86604>.

[61] "These Are the 55 Most Polluted Towns in Italy - The Local." Accessed May 1, 2020. <https://www.thelocal.it/20190122/these-are-the-55-most-polluted-towns-in-italy>.

[62] Times, The New York. "Coronavirus in the U.S.: Latest Map and Case Count." The New York Times, sec. U.S. Accessed May 1, 2020. <https://www.nytimes.com/interactive/2020/us/coronavirus-us-cases.html>.

[63] "Turkey Covid Deaths - Google Search." Accessed May 1, 2020. <https://www.google.com/search?q=turkey+covid+deaths&oq=turkey>.

[64] "Turkey: Population - Google Search." Accessed May 1, 2020. <https://www.google.com/search?q=turkey%3A+population&oq=turkey%3A+population>.

[65] "UK: Oil and Gas Imports, by Country." Accessed May 1, 2020. <https://www.statista.com/statistics/381963/crude-oil-and-natural-gas-import-origin-countries-to-united-kingdom-uk>.

[66] Energide. "Where Does the Electricity and the Gas Used in Belgium Come From?" Accessed May 1, 2020. <https://www.energide.be/en/questions-answers/where-does-the-electricity-and-the-gas>



updates/2020/04/22/841005901/why-belgiums-death-rate-is-so-high-it-counts-lots-of-suspected-covid-19-cases.

[68] “WWF-Fossil-Fuels-Final-Report” Accessed May 1, 2020. <https://wwf.be/assets/IMAGES-2/CAMPAGNES/ELECTIONS2019/FF-report/WWF-fossil-fuels-final-report.pdf>.

[69] “Turkey Covid Deaths - Google Search.” Accessed May 1, 2020. <https://www.google.com/search?q=turkey+covid+deaths&oq=turkey&aqs=chrome..69i59j69i57j69i61.1311j0j7&sourceid=chrome&ie=UTF-8>.

[70] “Turkey: Population - Google Search.” Accessed May 1, 2020. <https://www.google.com/search?q=turkey%3A+population&oq=turkey%3A+population&aqs=chrome..69i57j69i58.3727j0j7&sourceid=chrome&ie=UTF-8>.

[71] Morudu, Palesa. “Opinion | This Is South Africa’s Third Major Pandemic in 100 Years. It Has Learned Its Lessons.” Washington Post. Accessed May 2, 2020. <https://www.washingtonpost.com/opinions/2020/05/01/this-is-south-africas-third-major-pandemic-100-years-it-has-learned-its-lessons/>.

[72] Nordling, Apr. 15, Linda, 2020, and 10:45 Am. “South Africa Flattens Its Coronavirus Curve—and Considers How to Ease Restrictions.” Science | AAAS, April 15, 2020. <https://www.sciencemag.org/news/2020/04/south-africa-flattens-its-coronavirus-curve-and-considers-how-ease-restrictions>.

[73] South African Market Insights. “South Africa’s Crude Oil Imports.” Accessed May 2, 2020. <https://www.SouthAfricanMI.com/blog-23oct2017.html>.

[74] Magee, Caitlin. “Is African Fracking to Receive an Injection of Investment?” SciTech Europa (blog), January 6, 2020. <https://www.scitecheuropa.eu/is-african-fracking-to-receive-an-injection-of-investments/99076/>.

[75] Ballotpedia. “Fracking in Michigan.” Accessed May 2, 2020. https://ballotpedia.org/Fracking_in_Michigan.

[76] Correspondent, Caroline Enos Globe, Updated February 12, 2020, and 3:20 p m Email to a Friend Share on Facebook Share on TwitterPrint this Article View Comments15. “Massachusetts Has 3rd Highest Number of Deaths from Out-of-State Air Pollution, Study Finds - The Boston Globe.” BostonGlobe.com. Accessed May 2, 2020. <https://www.bostonglobe.com/2020/02/12/metro/massachusetts-has-3rd-highest-number-deaths-out-of-state-air-pollution-study-finds/>.

[77] Fortune. “China Is Guzzling Crude Oil. Where Is It All Coming From?” Accessed May 2, 2020. <https://fortune.com/longform/china-crude-oil-consumption-map/>.

[78] Hou, Zhenbo, Dean Granoff, Ilmi Granoff, Jodie Keane, Jane Kennan, and Andrew Norton. “The Development Implications of the Fracking Revolution,” n.d., 42.

[79] Myers, Steven Lee. “China Experiences a Fracking Boom, and All the Problems That Go With It.” The New York Times, March 8, 2019, sec. World. <https://www.nytimes.com/2019/03/08/world/asia/china-shale-gas-fracking.html>.

[80] World’s Top Exports. “Top 15 Crude Oil Suppliers to China,” April 26, 2020. <http://www.worldstopexports.com/top-15-crude-oil-suppliers-to-china/>.

[81] Trough, Sergei. “China’s Changing Oil Strategy and Its Foreign Policy Implications.” Brookings (blog), November 30, 1AD. <https://www.brookings.edu/articles/chinas-changing-oil-strategy-and-its-foreign-policy-implications/>.

Symptoms

[82] Amy McKeever. “Inflamed Brains, Toe Rashes, Strokes: Why COVID-19’s Weirdest Symptoms Are Only Emerging Now,” May 21, 2020. https://www.nationalgeographic.com/science/2020/05/kawasaki-stroke-why-coronavirus-weirdest-symptoms-are-only-emerging-now-cvd/?cmpid=org=ngp::mc=crm-email::src=ngp::cmp=editorial::add=SpecialEdition_20200522

[83] ATSDR. “Medical Management Guidelines (MMGs): Hydrogen Cyanide (HCN).” Accessed May 11, 2020. <https://www.atsdr.cdc.gov/MMG/MMG.asp?id=1141&tid=249>.

[84] Aylin Woodward. “Coronavirus Shows Doctors How a Virus Can Cause Strokes and Blood Clots - Business Insider,” May 3, 2020. <https://www.businessinsider.com/coronavirus-causes-strokes->

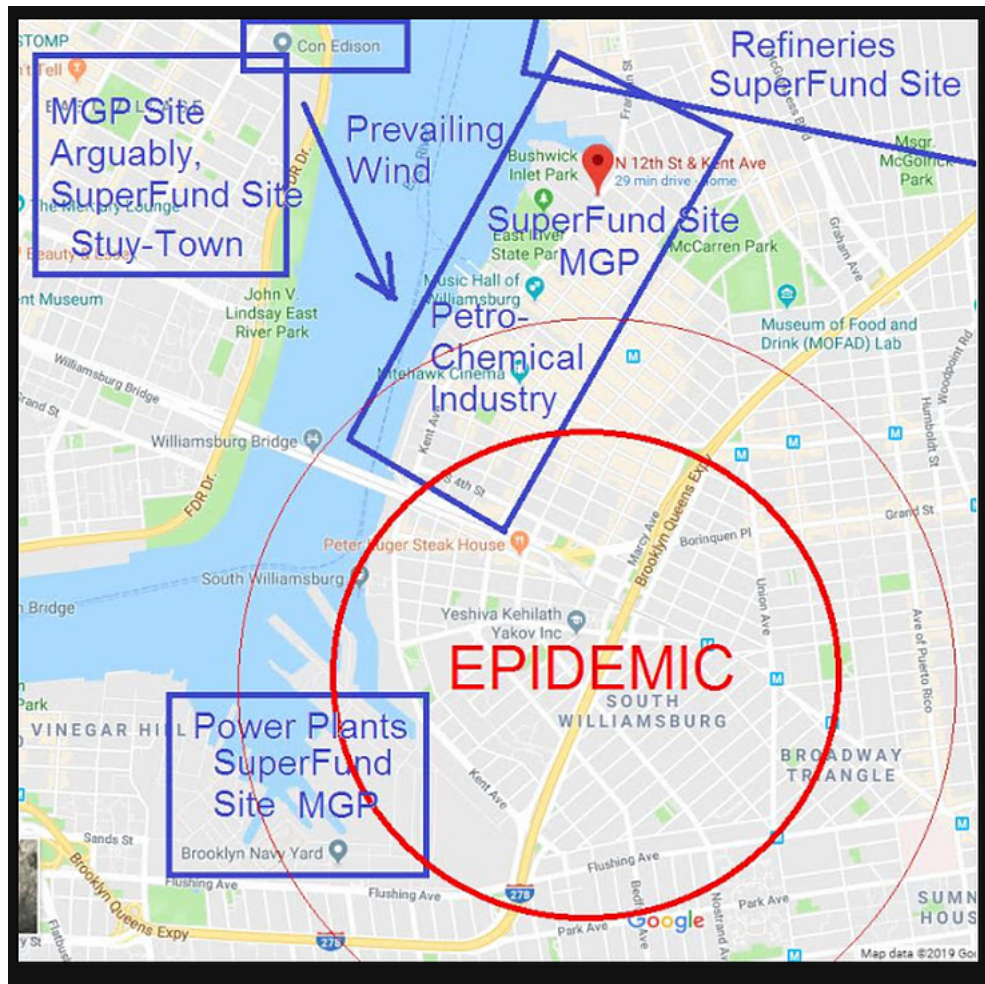


https://www.cdc.gov/niosh/ersbdb/emergencyresponsecard_29750038.html

[86] Claire Jarvis. "The Unusual Symptoms of COVID-19." The Scientist Magazine®, May 7, 2020. <https://www.the-scientist.com/news-opinion/the-unusual-symptoms-of-covid-19-67522>

[87] "Cyanide Poisoning." In Wikipedia, April 19, 2020. https://en.wikipedia.org/w/index.php?title=Cyanide_poisoning&oldid=951938589

[88] EPA. "Toxicological Review of Hydrogen Cyanide and Cyanide Salts," September 2010. https://cfpub.epa.gov/ncea/iris/iris_documents/documents/toxreviews/0060tr.pdf



Mass Earth Chemical and Radiation Pollution in New York City!

[89] Matsuoka, Yoshinori, Mitsuhiro Yasuda, and Makoto Hashizume. "Lung Injury and Renal Failure Caused by Potassium Cyanide Poisoning." BMJ Case Reports 2009 (December 9, 2009). <https://doi.org/10.1136/bcr.04.2009.1768>

[90] N.V. Bhagavan. "Cyanide Poisoning," 2015. <https://www.sciencedirect.com/topics/neuroscience/cyanide-poisoning>

[91] Stacy Kish. "Sick with COVID-19? Watch for Fever Shakes, Called Rigors," April 7, 2020. <https://uofuhealth.utah.edu/newsroom/news/2020/04/fever-covid19.php>

Politics

[92] Guzman, Joseph. "Fauci Says Second Wave of Coronavirus Is 'Inevitable.'" Text. The Hill, April 29, 2020. <https://thehill.com/changing-america/resilience/natural-disasters/495211-fauci-says-second-wave-of-coronavirus-is>

[93] NBC News. "Trump Calls Coronavirus Democrats' 'New Hoax.'" Accessed May 5, 2020. <https://www.nbcnews.com/politics/donald-trump/trump-calls-coronavirus-democrats-new-hoax-n1145721>

[94] Young RO, Migalko G (2020) What Causes Oxygen Deprivation of the Blood(DIC) and Then Lungs(SARS - CoV 2 & 12)? . Integ Mol Bio Biotechnol 1: 001-007.





Recent Posts

[See All](#)

David Icke Shares the Cause and the Cure for COVID 19...

1,220 [Write a comment](#) [5](#)

The Cat is Out of the Bag

197 [Write a comment](#) [1](#)

Is Wearing a Face Mask Good for YOUR Health...

1,788 [Write a comment](#) [6](#)

[Log in to leave a comment.](#)