

COVID Pandemic 2020: Environment Omitted

by [Jim West](#)

Coronavirus (COVID-19): Worldwide, the COVID-19 respiratory disease pandemic was declared in March 2020. ([WHO](#))

The 2019–20 coronavirus pandemic is... caused by severe acute respiratory syndrome coronavirus 2 [COVID-19]. The outbreak started in Wuhan, China, in December 2019. The World Health Organization (WHO) declared the outbreak to be... a pandemic on 11 March 2020. As of 7 April 2020, approximately 1.42 million cases of COVID-19 have been reported in 209 countries and territories, resulting in approximately 81,200 deaths. [[Wikipedia 4/7/2020](#)]

The major U.S. epicenters began in New York State in the same locations as the measles epicenters of the previous year. This suggests environmental factors.

- Williamsburg (Brooklyn, NY)
- Borough Park (Brooklyn, NY)
- East Ramapo (Rockland County, NY)

No real science supports virus causation.[\[ref\]](#)

What else could have caused the pandemic? [Professor Bhakdi \(3/18/2020\)](#) states that "horrid" air pollution is the common denominator.

Air Pollution

Precedent: Devra Davis, PhD has documented numerous incidents where industry-government have promoted medical cover stories for air pollution disasters.[\[History Today\]](#)[\[NBF\]](#)

A leading epidemiologist in Germany, Professor Sucharit Bhakdi, states that air pollution is the common denominator for the COVID-19 epicenters, that the medical and media approach is absurd and dangerous, and that coronaviruses cohabit with humans and are a mild hazard.

COVID-19 symptoms are the same as air pollution symptoms: Fever, tiredness, dry cough.[\[WHO\]](#)

Air pollution correlates with COVID-19 epicenters. The only pollutant that could have a worldwide timeline correlation with these coinciding epidemics would be fracking fuel, its global implementation timing and toxicity dependent upon its formulation. Apparently new toxics were added to fracked fuel or by rules were relaxed for cleaning fracked "natural" gas.

Fracked fuel exhaust, toxic earth gas vapors, and epidemic locations correlate with the record-high measles epidemics of 2019 and the present COVID-19 epidemics.[[Measles Study \(2019\)](#)]

Mainstream Media is pushing this Harvard study, admitting air pollution correlations with COVID-19. Essentially, the study is saying that vulnerables (to COVID-19) are generated by long-term air pollution.

A small increase in long-term exposure to PM2.5 leads to a large increase in COVID-19 death rate, with the magnitude of increase 20 times that observed for PM2.5 and all-cause mortality.[[Harvard \(4/5/2020\)](#)]

Typical Epicenters

Wuhan (China), the initial epicenter, is one of the world's most polluted cities.[[CNN](#)] China produces and imports toxic fracking fuel, and has extremely low environmental standards. Prior to the epidemic, there were street riots over air pollution. Demonstrators were persecuted. Medicos blamed respiratory disease on COVID-19.

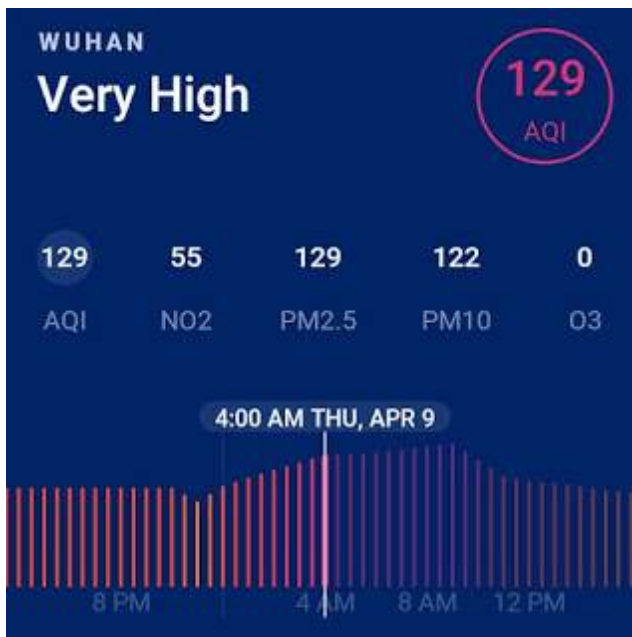


Plume (air pollution app) shows Wuhan on a typical day, which can be three to four times the pollution found on a bad day in New York City. Wuhan is almost always reported as Very High, Extreme, and Excessive.

Deaths Misrepresented

Thus the pollution thesis would expect Wuhan COVID-19 deaths to be high and continuous. Yet, China tells the world that they have no more COVID-19 deaths due to their strict quarantine. Western news chooses to believe this lie in order to promote the success of quarantines. This lie was revealed by Steven Mosher, a China expert, on Fox News, 4/9/2020.[[ref](#)]

Mosher states that Wuhan's death incidence is ongoing at least 450 per 100K persons, 12x higher than badly polluted epicenters outside of China. This supports the air pollution thesis, because Wuhan's death incidence is proportional to the high pollution levels at other epicenters.



Madrid (Spain) has the next highest death incidence. Spain imports its petroleum products from Qatar, major exporters of toxic fracking fuel for industry and power plants. See photo of Madrid air pollution.



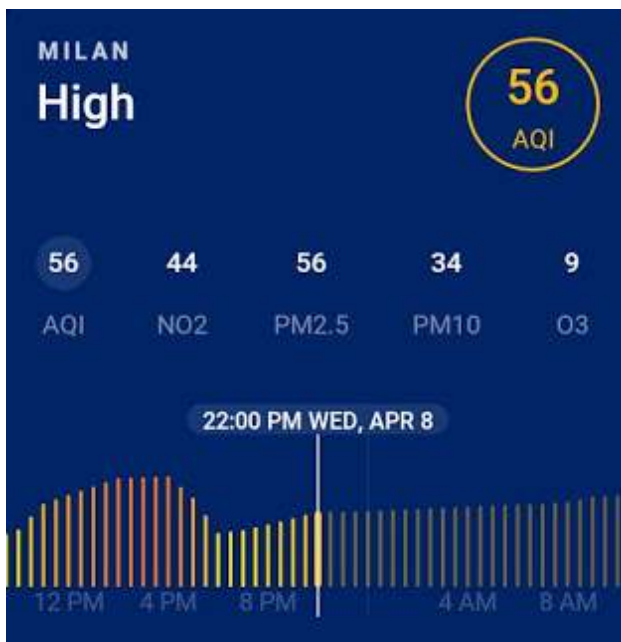
Plume often shows high NO₂ (nitrogen dioxide) pollution for Madrid.

Milan (Italy) vies with Spain for most deaths outside of China, and is accused of under-reporting. Milan has been called, "Europe's most polluted city." Milan imports much of its petroleum products, fracked, from the US. See photo of Milan pollution. In the years before the COVID-19 pandemic of 2020, traffic in Milan and Rome was

routinely banned and people told to stay indoors because of intense air pollution.[\[ref\]](#)



A common Plume report for Milan is "High" and "Very High".



The NY/NJ/CT region and the Gulf region of New Orleans and Jefferson Parish, have the highest incidence of COVID-19 disease in the US. What do they have in common? They are within the two largest petrochemical industrial regions in the US.

Pollution data missing during high death occurrences

4/7/2020, in the morning, Plume reported "Excessive" and "Extreme" for New York City, with high and sustained NO₂ levels. I predicted record COVID-19 deaths. Then later in the day, the media confirmed my prediction by reporting all-time record high COVID-19 deaths. That evening, I reviewed Plume again and found the air pollution

historical data missing for 4/7/2020 !

Absurdly, New York City was shown to have an Air Quality Index (AQI) of 3, due to the **missing data**, NO₂, PM₁₀, and O₃.



The same problem began occurring for New Orleans air pollution during high death counts. Other cities (with less COVID-19 deaths) do not have this problem. There is a strong correlation between missing air pollution data and high COVID-19 death counts.

I also reviewed NYCDOH COVID-19 death reports for 4/7/2020, and found, "High death counts are due to delayed reporting."

Petrochemical industry regions in US

New York City and New Orleans are both adjacent and downwind from the the largest petrochemical regions in the Western Hemisphere.

New York City is downwind from a huge petrochemical region, and downwind from recently installed electric power plants that are fueled with toxic fracking gas.

Air pollution also arrives from earth spills, accumulated from centuries of unregulated industry. These spills are everywhere in the New York City area.

Usually, epidemics in the US begin in, and are heaviest in, New York City, e.g., the 1916 polio, 1918 Spanish flu, The Great Polio Epidemic, West Nile virus, H1N1 flu, measles, and now, COVID-19. The cover story for each epidemic is a virus. I was told by the highest environmental officials in the US that any scientist, journalist or politician who criticizes virus paradigms will lose his job, funding and publishing ability, "overnight".

My critics: "Yes there is a correlation with pollution, however, it is pollution that makes people vulnerable to the virus."

My rebuttal: Wrong. Viruses are not proven entities. Virology fails to discount

toxicological factors and falsely declares isolation of viruses. A mainstream virologist would not survive a public debate.[[ref](#)]

Escape from New York

August 2019, after 40 years loving the Big Apple, I left NYC due to research finding an alarming trend of rapidly increasing air pollution. I had just published my measles research, an environmental study of the record-high incidence of measles epidemics, which, in the US, was mostly in New York City.[[ref](#)]

This was a very sad decision, but necessary for survival. Electric power plants were opening upwind, in upstate New York and New Jersey, in anticipation of the popularity of electric cars and all-electric housing. These plants are fueled by toxic fracking "natural gas". Upwind is Pennsylvania, the land of approximately 11,000 fracking sites. Upwind is New Jersey, a major petrochemical refinery zone. Piped through NYC gas stoves is toxic fracking gas. The earth of NYC is soaked with centuries of industrial vaporous spills.

Telling coincidences

The initial Coronavirus epicenters in New York State of 2020 (highest in US) coincide with the three measles epicenters of 2019 (highest in US). These are Borough Park and Williamsburg in Brooklyn county, and Ramapo in Rockland county.

These epicenters (measles and COVID-19) occurred over toxic earth plumes from EPA Superfund Sites. Upwind to all of these epicenters are old and newly installed electric power plants, fueled by toxic fracking gas.

The measles epidemics in 2019 were blamed on unvaccinated people by limiting their investigations to the unvaccinated. The unvaccinated were fined \$1,500. The Coronavirus epidemics of 2020 were blamed on people not self-isolating. Those not complying are fined \$1,000.

Authoritative Support

Prof. Dr. med. Sucharit Bhakdi is an epidemiologist and microbiologist, the chairman of The Institute of Medical Microbiology and Hygiene at Mainz University for 22 years. He is one of Germany's the most cited researchers. Bhakdi has "demystified" the COVID-19 pandemic.



Bhakdi heroically supports the air pollution thesis.[\[ref\]](#)

He does, however, promote the concept of viruses, and thus creates a long, complicated and somewhat false argument in the style of Peter Duesberg, PhD.[\[ref\]](#) Bhakdi must support virology because if he denied the virus, he would lose his career, publishing access, and paycheck, "overnight", as I have been told is the general case, by environmental authorities. Peter Duesberg, PhD is famous for his critique of HIV causation for AIDS. Duesberg was persecuted and prosecuted, despite being a highly respected virologist and tenured professor.

Bhakdi describes Coronavirus as “low-risk”, rather than as dissidents such as myself do, which is, “an unproven entity”.

The no-virus argument is much simpler, much easier to remember and discuss. It merely puts the burden of proof on virologists, where it belongs. It puts the burden of proof properly on anyone who makes claims about viruses. The no-virus argument merely asks two questions which virologists cannot answer: 1) Where was virus isolation properly achieved? 2) Where was toxicological causation properly discounted?

Virology has such evidence. Thus virology is fake science, advertising.

Nevertheless, Bhakdi is bravely doing what he can within his profession's political limitations to bring attention to air pollution and COVID-19 contradictions.

Bhakdi describes the COVID pandemic as “tragic”, a dramatized hyper-focus on Coronavirus, essentially a misdiagnosis of diseases that traditionally happen among the already severely ill, and often due to ongoing air pollution.

Some doubt the existence of the pandemic. I see a real pandemic. I believe there are real cases with symptoms, having studied mainstream propaganda and the reports of friends in New York who describe the plenitude of illnesses among their friends,

relatives, themselves, and others.

Here is the introduction, transcribed from Bhakdi's brief interview, "Corona virus COVID-19- hype and hysteria? Demystification of the nightmare!", March 19, 2020.[\[ref\]](#)

Q: Dr. Sucharit Bhakdi, you are an infectious disease specialist. You are one of the most cited medical disease specialists in Germany... What are Coronaviruses?

Bhakdi: These viruses co-exist with humans and animals around the globe. The viruses are the cause of very common minor diseases of the respiratory tract... A new member is on stage spreading fear around the world.

Q: Why?

Bhakdi: The new COVID-19 originated in China and spread rapidly. It appeared to be accompanied by an unexpected high number of deaths. Alarming reports followed from Northern Italy that concurred with the Chinese experience. It must, however, be pointed out that the large majority of outbreaks in other parts of the world appeared to display lower mortality rates.

Q: Why "appeared" to display mortality rates?

Bhakdi: When patients concurrently have other illnesses, an infectious agent must not be held solely responsible for a lethal outcome. This happens for COVID-19, but such a conclusion is false and gives rise to the danger that other important factors are overlooked. Different mortality rates may well be due to different local situations. For example, what does northern Italy have in common with China? Answer: Horrific air pollution. The highest in the world. Northern Italy is the China of Europe...

Q: The highest alert level has been declared and extreme preventative measures have been installed in the desperate attempt to slow the spread of this virus.

Bhakdi: Yes, and this is the incredible tragedy. Because all these measures are actually senseless...

Note: Bhakdi says that historically, coronaviruses "cohabit with humans" and they are not commonly known for serious effects. He says that a positive test result is "not the disease".

Contrast that with Dr. BIRX, who, while representing the Federal Administration, said that deaths and disease are diagnosed as COVID-19 by mere association with a positive test result.

Therefore, the advertised pandemic is in part, a pandemic of testing.

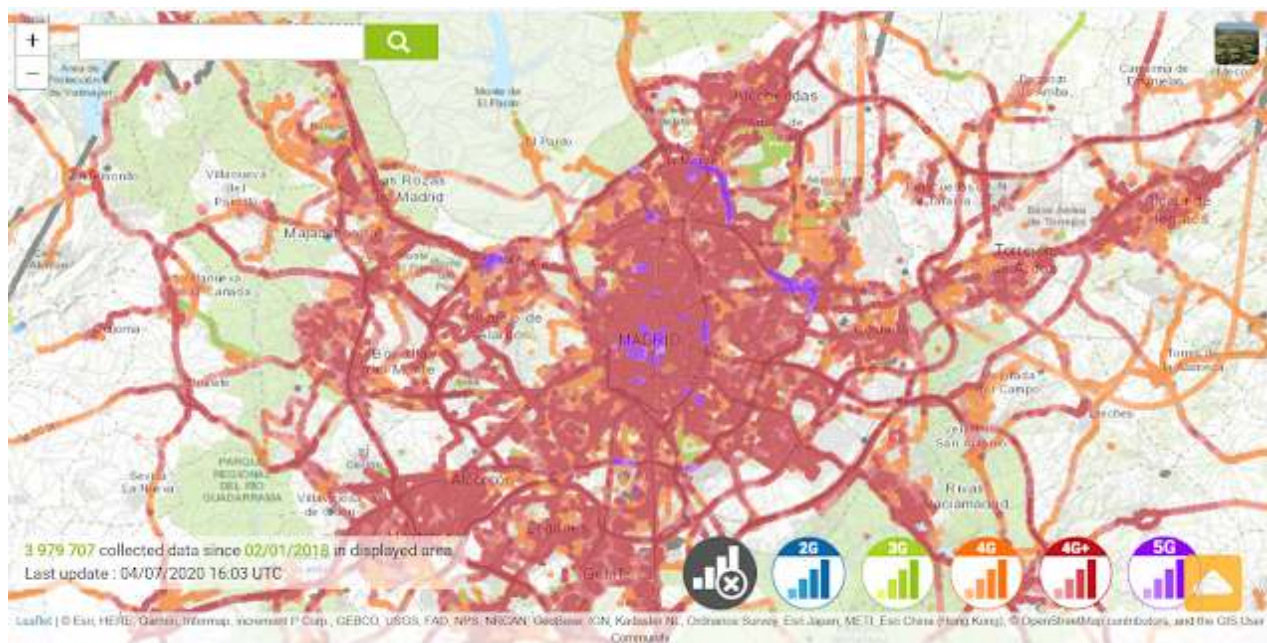
5G not primary cause

Some believe that electromagnetic fields (EMF) from 5G are causing the pandemic.

This is highly unlikely because 5G protocol is not present in all the epicenters, and the 60Ghz frequency, the purported most hazardous form of 5G, is not yet implemented.

5G is not a common denominator among the epicenters. The only common denominator is air pollution.

See the map of Madrid, its 5G implementation during the COVID-19 pandemic. Madrid vies with Italy and Wuhan for the world's highest incidence of COVID-19 death. Yet 5G was not substantially installed in Madrid during the pandemic. This map represents the network of only one of Madrid's four telecom companies, the only one that had installed 5G as of 4/7/2020.



5G implementation is in blue. The map and its timing shows virtually no 5G correlation with the epidemic. 5G accounts for less than 0.5 percent of WiFi installation in Madrid during the epidemic, and there is no information regarding the 5G frequencies employed.

Electromagnetic smog, such as from 4G or 5G routers, and power EMF from cables and devices, can generate hypersensitivity to chemicals, and thus would be able to cause many COVID-like symptoms such as respiratory symptoms and fever.[\[ref\]](#) However, the map demonstrates that electro-smog can only be a contributor to this pandemic, not a primary cause.

The self-quarantines and lockdowns could increase electro-smog, because people are expected to live their lives through social media, sitting close to computers with high-radiation monitors, increasing the EMF contribution to the pandemic.

The symptoms of COVID-19 disease indicate damaged lung membranes.[\[ref\]](#) That would more likely result from air pollution, which would directly contact those membranes. High frequency 5G would not reach lung membranes easily, because 5G EMF would need to pass through skin and organs before reaching lung membranes.

Higher frequencies (presumed with 5G) are easily absorbed by the skin, thereby attenuating EMF energy (though damaging the skin). 5G proponents assert that high 5G frequencies such as 60Ghz, caused the pandemic by splitting oxygen molecules,

rendering oxygen for lungs to absorb. However, there is no evidence that 60Ghz has been employed during the pandemic.

Contradictions

Ques 1: Why does Los Angeles have far fewer COVID-19 deaths despite its huge population?

Ans 1: The regional fuel consists of only 20% fracking-derived fuel.

Ques 2: Why does Ukraine have few COVID-19 deaths despite its extensive fracking reserves?

Ans 2: Ukraine burns petrochemical fuel from Russia, which does not frack.

Ques 3: Why do journalists refer to fracking natural gas as "natural gas, a bridge to sustainable fuels", as if fracking natural gas is the same as "natural gas, clean energy"? ([Example](#)) The term "fracking natural gas" is more accurate since 2/3rds of US natural gas being fracked.

Ans 3: Most journalists seem to be misinformed or corrupt, being in a disinfo echo chamber, politically controlled. See [EWG article](#) on difficulty of finding fracking information. Yet without information, journalists blindly use the word "natural gas" without the proper term, "fracking natural gas". Even in this EWG article fracked diesel fuel is discussed but no mention the toxicity of natural gas. The title of the article includes the term "toxic natural gas" but this refers to the fracking process, diesel, etc. Even traditional "natural gas" (non-fracked) is toxic, containing contaminants such as mercury.

Conspiracy theory

Fracking is the main cause of the pandemic. This industry is being closed down. It has long been a financially tenuous industry, little margin for profit, depending on its ability not to pay for environmental damage. Its death knell is tolling.

Following on months of financial pressure on the fracking industry due to Arab and Russian price wars, the US Oil market was devastated on 4/21/2020, as US states are preparing to phase out of the lockdowns. This day is the worst since 1983. Oil suppliers must pay to have oil moved.

This conforms to my theory that the Medical sector, by declaring the COVID crisis with economic paralysis...

- 1) Forces polluting industries to clean up, but without public blame, because,
- 2) The fake COVID (virus) takes the blame.
- 3) US becomes like China, with many wearing pollution filter masks. COVID enables pollution masks to be PC acceptable in the US, since they are perceived as COVID masks.
- 4) COVID is a continuation of medical public training: that disease is not an industrial effect, that disease is due to germs and defective genes.

5) COVID expands Medical power and infrastructure.

Incidence

The Medical Media uses counts ("cases" and "deaths") re COVID-19. This is obviously and greatly misleading. It allows, for example, this statement by *NY Times* "Morning Briefing" of 4/23/2020, technically viable, but without incidence, misleading:

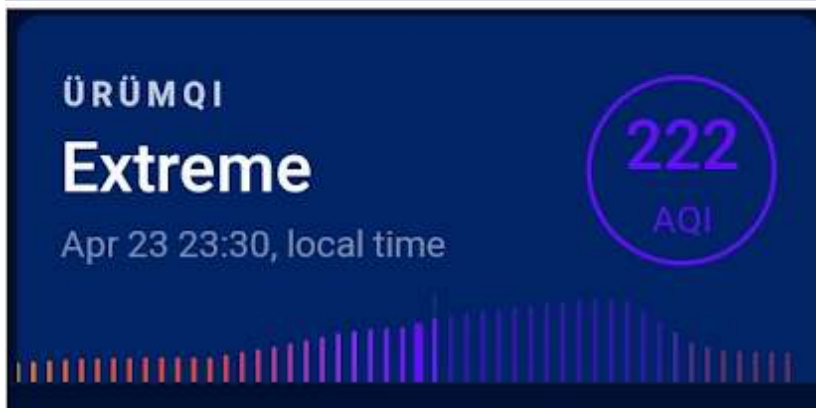
...the US outbreak... by far the world's largest...

COVID-19 intensity in terms of population, is **incidence** (count/100k), the true measure of epidemic intensity. Incidence can reveal patterns that point to the epidemic industrial environmental cause. The Media avoids environmental topics by way of fake germs and misleading counts.

The US is at least 14th in the world behind its own state epicenters and other nations, and at least 8th behind nations alone.

Epicenter	Pop	Deaths	D/100k	dData	dData=4/20/2020
China	1,393,000,000	5,000,000	359	04/20//20	Estimated*
NYC	8,000,000	10,344	129	04/20//20	Air and earth spill pollution
Nassau County	1,357,000	1,329	98	04/20//20	Air and earth spill pollution
NY State	19,450,000	13,000	67	04/20//20	Air and earth spill pollution
NJ State	8,882,000	4,753	54	04/21//20	Air and earth spill pollution
Belgium	11,460,000	5,683	50	04/20//20	
Spain	46,940,000	20,453	44	04/20//20	Imports oil from Qatar (fracking experts)
Italy	60,360,000	23,660	39	04/20//20	Imports fracking petrol fuel from USA
France	66,990,000	19,718	29	04/20//20	
MA State	6,893,000	1,961	28	04/21//20	
MI State	9,987,000	2,700	27	04/21//20	
UK	66,650,000	16,060	24	04/20//20	
Netherlands	17,280,000	3,684	21	04/20//20	
US	328,200,000	40,616	12	04/20//20	USA fracking is 2/3rds of petrochemical use
PA State	12,800,000	1,564	12	04/21//20	
Iran	81,800,000	5,118	6	04/20//20	
Germany	83,020,000	4,642	6	04/20//20	
*Assuming air pollution is cause and China is concealing deaths. China's monstrous air pollution is up to 10x NYC pollution. Steve Mosher (foxnews interview) book says China dead are COVID 50,000 by 4/7/2020 (interview date). He studied crematorium activity and ash urns presented to relatives.					
https://www.foxnews.com/media/china-expert-i-dont-know-why-anyone-takes-chinas-epidemic-numbers-seriously					

China's air pollution is truly monstrous, as exemplified by three cities of many.



Censorship

YouTube...any content that disputes the existence or transmission of COVID-19, as described by the WHO and local health authorities, is in violation of YouTube policies. [\[CNET\]](#)

The New World



Thanks for encouragement and discussions with Adam Crazz, Gary Krasner (CFIC), David Crowe, and the work of Jon Rappoport.

Please share, and buy my research into ongoing and even more horrific epidemics, detailed in my books.

Disclaimer: The author is not an authority or professional. For medical advice, see a trusted professional without delay. All statements are hypotheses for discussion. Constructive criticism is welcome.